


adcomp
adcomp









*products from
experience...
with care.*

HIGH PRESSURE COMPRESSORS AND BOOSTERS










TECHNICAL DATA - CARATTERISTICHE TECNICHE - TECHNISCHE DATEN

Receiver mounted air compressor units (15 and 20 bar) - *Compressori montati su serbatoio (15 e 20 bar)* - Kompressoren auf Behälter (15 und 20 bar)

Model Modello Model								
	l	KW	TYPE	BAR	l/min	R.P.M.	Kg	A B C cm
B50-2.2-16	50	2.2	43/85AP	15	306	900	65	95x47x25
B120-3.0-16	120	3.0	43/85AP	15	350	1030	85	120x51x85
B185-4.0-16	185	4.0	52/105AP	15	500	750	110	140x53x110
B185-4.0-16D	185	6.7 (D)	52/105AP	15	550	800	160	140x53x110
BV300-5.5-16	300	5.5	60/110AP	15	850	1060	180	155x60x120
BV300-7.5-16	500	7.5	60/120AP	15	970	950	310	197x60x123
B120-3.0-21	120	3.0	43/85AP	20	290	850	85	110x51x85
B200-4.0-21	200	4.0	52/105AP	20	470	720	120	140x53x110
BV250-5.5-21D	250	10 (D)	52/105AP	20	570	970	230	150x60x120
BV250-7.5-21	250	7.5	60/110AP	20	750	910	180	150x60x120
BV250-7.5-21D	250	10 (D)	60/110SCP	20	750	910	250	150x60x120
BV500-9.0-21	500	9.0	60/120AP	20	870	850	320	197x100x123










Baseplate mounted piston compressor, complete (16 bar)
Compressori a pistoni montati su basamento, completi (16 bar)
Kolbenkompressoren auf Grundrahmen, komplett (16 bar)

Model Modello Model							
	BAR	KW	TYPE	l/min	R.P.M.	Kg	A B C cm
P85-3.0-16	16	3.0	43/85AP	350	1030	65	105x50x85
P105-4.0-16	16	4.0	52/105AP	500	750	80	105x50x85
P105-70-16D	16	6.7 (D)	52/105AP	550	800	160	140x53x110
PV110-5.5-16	16	5.5	60/110AP	850	1060	210	140x60x85
PV110-100-16D	16	10 (D)	60/110SCP	850	910	230	150x60x120
PV120-7.5-16	16	7.5	60/120AP	970	950	215	140x60x85
PV120-LOM-16	16	12.5 (D)	60/120SCP	950	950	250	150x60x120











Piston compressor packages, complete (20-30 and 40 bar)
Centrali di compressione a pistoni tipo "package" complete (20-30 e 40 bar)
Kolbenkompressoren im Komplettpaket (20-30 und 40 bar)

Model Modello Model							
	BAR	KW	TYPE	l/min	R.P.M.	Kg	A B C cm
P85-3.0-21	21	3.0	43/85AP	290	850	63	105x50x85
P105-5.5-21	21	5.5	52/105AP	470	720	82	105x50x85
PV110-7.5-21	21	7.5	60/110AP	750	910	212	140x60x85
PV120-9.0-21	21	9.0	60/120AP	870	850	215	140x60x85
P85-3.0-30	30	3.0	43/85AP	260	750	63	105x50x85
P105-5.5-30	30	5.5	52/105AP	480	730	82	105x50x85
P105-70-30	30	6.7 (D)	52/105AP	480	730	190	105x50x85
PV110-7.5-30	30	7.5	60/110AP	650	800	212	140x60x85
PV110-100-30	30	10 (D)	60/110SCP	650	800	215	140x60x85
PV120-9.0-30	30	9.0	120/60AP	780	760	215	140x60x85
PV120-LOM-30	30	12.5 (D)	120/60SCP	780	760	230	140x60x85
PV110-9.0-35	35	9.0	52/110AP	600	840	218	140x60x85



Booster (20-40 bar) complete package
Surpressori - centrali complete (20-40 bar)
Booster (20-40 bar) Komplettpaket

Model Modello Model											
	TYPE	R.P.M.	BAR	l/min	20 bar	30 bar	35 bar	40 bar	KW	Kg	A B C cm
BA52/52-5,5	52/52	750	10	2700	2300				5,5	200	140x60x85
BA52/52-11	52/52	750	10	2700				2100	11	220	140x60x85
BA52/52-15	52/52	1000	10	3600				2800	15	230	140x60x85
BA60/60-7,5	60/60	700	10	3560	2800				7,5	210	140x60x85
BA60/60-15	60/60	1000	10	5080	4000				15	240	140x60x85
BA60/60-15	60/60	1000	10	5080			3900		15	240	140x60x85



adcomp srl

Via Spessa, 52/c - 36051 Creazzo, Vicenza - Italy - Telefono 0039-0444573979 - Telefax 0039-0444370810

www.adcomp.com - e-mail: info@adcomp.com