



## VARIABLE-SPEED COMPRESSORS IVR from 10 to 100 HP

TECHNOLOGY YOU CAN TRUST

# IVR for Environment

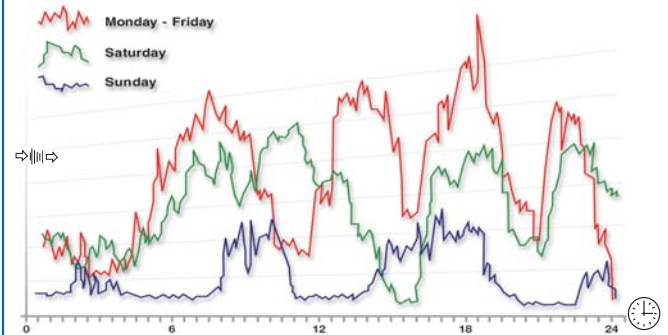
Our extensive experience of compressed air has taught us that, regardless a compressor size:

- the amount of compressed air needed varies according to consumption peaks,
- greater the variation in compressed air consumption, more energy is consumed per liter of air produced,
- most installations require two or three compressors of different sizes.

Variations in the amount of compressed air needed causes constant loading and emptying of the compressors or choked intake.


- If a compressor operates empty, energy is wasted while no work is performed.
- If a compressor operates with choked intake, it consumes more energy than would be required to produce the same amount of compressed air.

The amount of compressed air needed during a given day or week varies depending on production.



These variations may be more or less intense. The more intense they are, the more energy is consumed when the compressor operates empty.

Only producing the air needed for the production cycle is an intelligent way to cut consumption and power costs.



It is well-known that in 3/5 years of operation, over three quarters of the overall cost of a compressor is ascribable to electricity consumption. REDUCING electricity consumption means:

- Lower power costs = SAVINGS
- Lower power consumption = ENVIRONMENTAL FRIENDLINESS

Energy saving is the best possible investment for improved future performance.

# IVR high Technology

## from 300 to 13.880 l/min. for every requirement

Variable-speed compressors with Inverters from Ceccato Aria Compressa S.p.A. operate optimally under any load conditions and ensure maximum capacity with minimum consumption.

All components are reliable, efficient and time-proven, and are the standard components used in traditional machines.

The inverter is made by the world's leading brand, and is built into the machine.

**Compressor** with asymmetric screws. High efficiency, high yield and low noise level.

Main **electric motor** enclosed, air-cooled with external ventilation and Class F insulation.

Triple-action **air/oil separator** guarantees compressed air delivery with lower residual-oil content.

Compact, highly efficient air/air and air/oil **coolers** maintain optimum oil temperature and keep delivery air cool.



**Control panel** with state-of-the-art control system, microprocessor diagnostics and alphanumeric display for safe, efficient machine management.

All data displayed in standardized symbols

Built-in **frequency converter** for compressor speed variation and ramped motor startup, including standard RFI filters.

**Sound-proofing fairing** in wide, painted steel panels, removable for easy access to all internal components.

Sturdy steel **base** set-up for easy handling.

# IVR range 10 - 100 HP



## Easy maintenance

Particular care has been taken to simplify all maintenance operations:

- wide, easily removable side doors or panels ensure easy access to all internal components
- all components can be removed without special equipment
- scheduled signaling of all maintenance required.

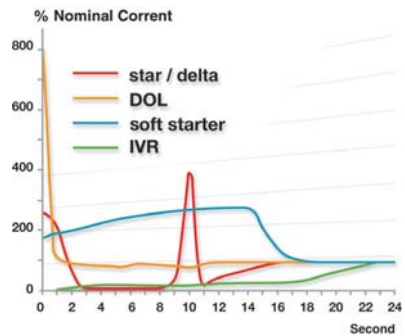
## Easy to use

The compressor is controlled by a safe, state-of-the-art monitoring system proven through years of use in traditional machines.

- automatically manages the multiple running phases, such as startup, adjustment, compressor control and shutoff
- stops the compressor in the event of breakdowns
- All messages are digital, displayed simply and clearly, and directly readable without special codes.

## Soft startup

Traditional startup results in high current peaks.



Startup with the inverter

- does NOT cause current peaks
- does NOT result in overheating to an extent that limits the number of startups
- does NOT cause mechanical stress to coupling elements
- EXTENDS the life of bearings, belts and transmission joints.



## Built-in INVERTER

A highly efficient frequency converter with low harmonic distortion ensures excellent output for all compressor operations.

A standard product compatible with our compressors.

Conforms to current standards of electromagnetic compatibility.

Built into the machine in a well-aired housing.

# Savings...



with the variable-speed compressor from Ceccato Aria Compressa S.p.A.

## Principle

Variations in the amount of compressed air required causes corresponding variations in line pressure.

Pressure variation is detected by the compressor delivery pressure sensor, which processes the signal and transmits it to the control system.


The machine varies motor speed and keeps line pressure constant, adjusting automatically according to consumption. This means it only supplies the amount of compressed air required by the system.

The motor speed is regulated by varying the electric motor feed frequency.

Every re-start of the electric motor using the INVERTER is ramped, with limited current. This means an unlimited number of startups can be performed, unlike traditional compressors with direct or ASD startup.

## Result


The IVR screw compressor, coupled to a system that electronically adjusts the motor's rotation speed, **ONLY CONSUMES** the energy needed to produce the compressed air required by the system. This saves over 20% in approximately 20,000 hours of operation compared to traditional equal power.



## Advantages

- **LOWER RUNNING COST**
  - Only uses energy for air production.
  - No energy wasted on partial loading
- **CONSTANT PRESSURE**
  - Lower energy consumption.
  - Higher process stability.
- **LOWER MAXIMUM PRESSURE**
  - Lower energy consumption for lowest maximum pressure.
  - Reduced compressed air leaks.
- **CONSTANT POWER FACTOR (Cos φ)**
  - High value, even with reduced loads.
  - No need for rephasing.
  - No penalties imposed by power suppliers.
- **RAMPED MOTOR-STARTUP**
  - No current peaks.
  - Lower energy consumption.
  - Less stress on coupling elements.
  - Improved mechanical reliability.
  - Unlimited startups.
  - No penalties imposed by power suppliers.
- **STANDARD COMPONENTS**
  - Reliable, standard motors and inverter.
  - Customer service available everywhere.
- **EASY MAINTENANCE**
  - Easy component access.
  - Operation parameter monitoring.
- **LONGER MAINTENANCE INTERVALS**
- **ELECTROMAGNETIC COMPATIBILITY**
- **SILENT RUNNING**
- **CECCATO ARIA COMPRESSA S.p.A. GUARANTEE**
- **PROFITABLE IN THE LONG RUN**

In response to these needs, Ceccato Aria Compressa S.p.A. offers its own range of compressors with **INVERTERS** and its own technical experts to analyze your requirements.

TECHNICAL DATA														
Type					max  ②						③ 			
	min.	max	HP	kW	l/1'	m³/h	cfm	dB (A)	V/Hz/Ph	gas	L	W	H	Kg
<b>CSA 10/8 IVR</b> ①	5	8	10	7,5	1.120 335	67 20	40 12	64	400/50/3	3/4"	1.000	664	1.045	230
<b>CSA 10/10 IVR</b> ①	5	10	10	7,5	1.000 300	60 18	35 11	64	400/50/3					
<b>CSA 15/8 IVR</b> ①	5	8	15	11	1.620 505	97 30	57 18	63	400/50/3	3/4"	1.000	664	1.045	245
<b>CSA 15/10 IVR</b> ①	5	10	15	11	1.400 450	84 27	50 16	63	400/50/3					
<b>CSA 20/8 IVR</b> ①	5	8	20	15	2.000 623	120 37	70 22	65	400/50/3	3/4"	1.000	664	1.045	250
<b>CSA 20/10 IVR</b> ①	5	10	20	15	1.790 504	107 30	63 18	65	400/50/3					
<b>CSB 20/8 IVR</b>	5,5	9,5	20	15	2.520 660	151 40	89 23	64	400/50/3	1"	1.330	780	1.220	432
<b>CSB 20/10 IVR</b>	7,5	12,5	20	15	2.210 470	133 28	78 17	64	400/50/3	1"				
<b>CSB 25/8 IVR</b>	5,5	9,5	25	18,5	3.170 880	190 53	112 31	67	400/50/3	1"	1.330	780	1.220	452
<b>CSB 25/10 IVR</b>	7,5	12,5	25	18,5	2.730 670	164 40	96 24	67	400/50/3	1"				
<b>CSB 30/8 IVR</b>	5,5	9,5	30	22	3.690 1.020	221 61	130 36	69	400/50/3	1"	1.330	780	1.220	458
<b>CSB 30/10 IVR</b>	7,5	12,5	30	22	3.240 850	194 51	114 30	69	400/50/3	1"				
<b>CSB 40/8 IVR</b>	5,5	9,5	40	30	4.170 1.240	250 74	147 44	70	400/50/3	1"	1.330	780	1.220	504
<b>CSB 40/10 IVR</b>	7,5	12,5	40	30	3.640 980	218 59	129 35	70	400/50/3	1"				
<b>CSC 40/8 IVR</b>	5	8	40	30	4.900 1.470	294 88	173 52	69	400/50/3	1 1/4"	1.100	1.390	1.805	750
<b>CSC 40/10 IVR</b>	5	10	40	30	4.310 1.290	259 77	152 46	69	400/50/3					
<b>CSC 50/8 IVR</b>	5	8	50	37	6.080 1.760	365 106	215 62	70	400/50/3	1 1/4"	1.100	1.390	1.805	850
<b>CSC 50/10 IVR</b>	5	10	50	37	5.540 1.560	332 94	196 55	70	400/50/3					
<b>CSC 60/8 IVR</b>	5	8	60	45	7.790 2.255	467 135	275 80	71	400/50/3	1 1/4"	1.100	1.390	1.805	870
<b>CSC 60/10 IVR</b>	5	10	60	45	6.810 1.918	409 115	240 68	71	400/50/3					
<b>CSD 75/8 IVR</b>	5	8	75	55	10.180 3.095	611 186	359 109	69	400/50/3	1 1/2"	1.100	1.930	1.765	1.115
<b>CSD 75/10 IVR</b>	5	10	75	55	8.850 2.691	531 161	313 95	69	400/50/3					
<b>CSD 100/8 IVR</b>	5	8	100	75	13.880 4.220	833 253	490 149	69	400/50/3	1 1/2"	1.100	1.930	1.765	1.205
<b>CSD 100/10 IVR</b>	5	10	100	75	11.860 3.606	712 216	419 127	69	400/50/3					

Unit performance measured according to ISO 1217, Ed.3, Annex C-1996.

Mean noise level measured according to ISO 2151/Pneurop/Cagi PN8NTC2 test code; tolerance 3 dB(A).

① Available version tank mounted with or without dryer and filters

② Reference conditions: intake : 760 mmHg , 20°C , 70% UR  
output : CSA - C - D = P. max - 0,5 bar : CSB/8 = 7 bar : CSB/10 = 9,5 bar

③ Sizes and weights without packaging

Our products are under constant development. We therefore reserve the right to make any product changes deemed



Design  
Manufacture, Sales and  
Service of air compressors,  
Air dryers and air filters



SOLD AT

